


G7621 Trackside Communications Cables

Applications

The cables are designed for installation in trackside bracket runs and for use in open locations (type1) or in tunnels or underground locations (type2).



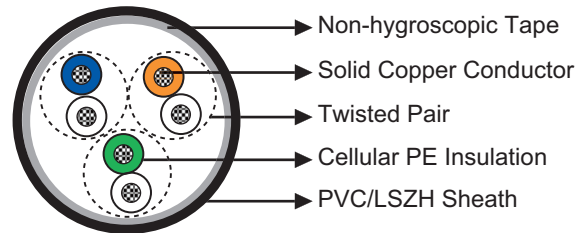
Standards

- LUL Spec G7621 A2 type 1 (for PVC sheath)
- LUL Spec G7621 A2 type 2 (for LSZH sheath)

Construction

- Conductors: Solid plain copper, 0.63/0.9 mm nominal diameter.

- Insulation: Cellular polyethylene.
- Cabling Element: Two insulated conductors are twisted together to form a pair.
- Core Wrapping: Non-hygroscopic plastic tape with overlapping.
- Outer Sheath: PVC/LSZH sheath, coloured violet.



Core Identification

- 1 Pair Cable: Blue/White
- 3 Pair Cable: Blue/White Orange/White Green/White

Electrical Characteristics at 20°C

Nominal Conductor Diameter	mm	0.63	0.9
Maximum Conductor Resistance			
Average Value	Ω/km	57.5	28
Individual Value	Ω/km	59	29
Minimum Insulation Resistance @500 V DC	MΩ.km	1500	1500
Maximum Average Mutual Capacitance	nF/km	59	59
Maximum Average Capacitance Unbalance			
Pair to Pair	pF/460m	100	100
Pair to Earth	pF/460m	1200	1200

Mechanical and Thermal Properties

- Minimum Bending Radius: 7.5×OD
- Temperature Range: -30°C to +70°C (during operation); -10°C +55°C (during installation)




Dimensions and Weight

Cable Code	No. of pairs	Nominal Thickness of Sheath mm	Nominal Overall Diameter mm	Nominal Weight kg/km
0.63mm Conductor, 1.15mm Insulated Wire				
RS7621A2/T1-02YY-1P0.63	1	2.5	7.0	60
RS7621A2/T1-02YY-3P0.63	3	2.5	9.0	90
0.9mm Conductor, 1.5mm Insulated Wire				
RS7621A2/T1-02YY-1P0.9	1	2.5	8.0	70
RS7621A2/T1-02YY-3P0.9	3	2.5	10.0	120



Mineral Oil Resistant



Rated voltage Buried in Ciround



Laid In Ducts

PVC Sheath



Flame Retardant
NF C32-070-2.1(C2)
IEC 60332-1/EN 50265-2-1

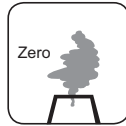
LSZH Sheath



Flame Retardant
NF C32-070-2.1(C2)
IEC 60332-1/EN 50265-2-1



Fire Retardant
NF C32-070-2.2(C1)
IEC 60332-3/EN50266



Zero Halogen
IEC 60754-1/NF C20-454
EN 50267-2-1



Low Smoke Emission
IEC 61034/NFC20-902
EN 50268/NF C32-073



Low Corrosivity
EN 50267-2-2/NF C32-074
IEC 60754-2/NF C20-453



Low Toxicity

